

THE VILLAGE OF PORT CLEMENTS
Regular Meeting of the Recreation Commission, February 23rd, 2011
Council Chambers 7:30pm

AGENDA

1. **ADOPT AGENDA**

2. **DELEGATES**

3. **MINUTES**

M-1-Minutes January 27th 2011

4. **BUSINESS ARISING FROM THE MINUTES & UNFINISHED BUSINESS.**

BA-1- Recreation Commission Supplies in Community Hall

BA-2- Movies

BA-3- Usage Charges on Recreation Commission Equipment

BA-4- Easter

BA-5- 2011 Budget

5. **ORIGINAL CORRESPONDENCE**

6. **NEW BUSINESS**

ADJOURNMENT

**Minutes of the regular meeting of the Port Clements Recreation Commission held Thursday
January 27th 2011 in the Council Chambers**

Present

Chair Bev Lore
Councillor Ian Gould
Cara Johnson
Cindy Hitchcock
Christine Schmitz

Deputy Clerk/Treasurer Jasmine Erin Ryland

Chair Bev Lore called the meeting to order at 7:35pm.

1. ADOPT AGENDA

ADD-NB-6- Rec Commission Supplies in Community Hall

It was moved by Cara Johnson, seconded by Councillor Gould to accept the agenda as amended.

CARRIED

2. DELEGATES

3. MINUTES

M-1- Minutes from November 25th 2010

It was moved by Cara Johnson, seconded by Cindy Hitchcock to accept the minutes as written.

CARRIED

4. BUSINESS ARISING FROM THE MINUTES & UNFINISHED BUSINESS

BA-1- Movies

Cara will request Tangled and Yogi Bear for movies in the future.

The next movie playing is Megaminds on February 4th.

Narnia and Harry Potter are coming soon.

Any QCI Rec coupons that are used at the movies will be submitted to Julia and she will deduct the movie value off of Port Clements movie license or the 30% door fees at the end of the year.

Cindy bought some more apple juice. Movie supplies are going to be ordered.

The new control cord for the projector is now here and Rob will install it soon.

It was moved by Cara Johnson, seconded by Cindy Hitchcock to charge all user groups in the seniors room for usage of the projector or sound system and will decide on a fair rate with Heather.

CARRIED

BA-2- Breakfast with Santa Recap

It was nice have Sergeant Grant MacDonald at the event helping out. The crafts, breakfast, and Santa's visit was all good. All the children were happy with their presents and Cara delivered presents to the children that were unable to be at the breakfast. The senior's room was set up perfectly. All in all it was a great breakfast.

5. ORIGINAL CORRESPONDENCE

6. NEW BUSINESS

NB-1- Valentine's Day

The Community Hall Society are have a dance on February 5th and the Seniors Association are holding there own Valentine's Day event in the room on February 12th. The Rec Commission has decided to not do anything for Valentine's Day.

NB-2-Easter

For the next meeting the members were asked to have new ideas for an Easter activity.

NB-3-Canada Days

The Rec Commission is in dire need of new members and ideas because over the years we have lost support and bodies to help with the planning of the weekend. Chair Bev Lore suggested asking the Community Hall Society if they would like to take on Canada Day weekend this year. The concern is that if the Port Clements Recreation Commission quits doing Canada Day Long weekend, that we may lose the weekend to one of the other communities. Chair Bev Lore has asked Councilor Gould to discuss the future of Canada Days Long Weekend to Council.

NB-4-Budget

Has been tabled to next months meeting.

NB-5-Recreation Commission-Recruiting Members

The Village will advertise for new members for the Rec Commission through Facebook, the newsletter, and the Village website.

NB-6-Rec Commission Supplies in the Community Hall

Cara will get the group together once her truck is available to move the supplies out of the Community Hall. There is space available at the park, in the Public Works shed, as well as in the MPBC in the Rec Commission cupboards.

It was moved by Cara Johnson, seconded by Cindy Hitchcock to adjourn the meeting at 9.05pm.

CARRIED

Bev Lore
Chair

Jasmine Erin Ryland
Deputy Clerk/Treasurer

Breakfast with the Easter Bunny

Debbie's idea is to have a breakfast just like the Breakfast with Santa. She said that it would be a nice alternative to standing in the cold. The only issue is finding an Easter Bunny costume and decorations. We could make up little gift baskets for the Easter Bunny to give to the children when they come up to sit on his lap for a picture. Crafts are also a good idea, and maybe a colouring contest. If we were feeling adventurous the kids could make a tie dye Easter egg. Either send the pictures home with the children at school or get them to colour them at the event. The sleds can be prizes! ☺ Or they could make construction paper flowers like daffodils and Easter eggs that could be used as decorations for the event and then they take them home. I suppose that this is something that would have to be talked about with the school to see if they can tie in their art classes with the Easter theme that week. The sleds can be prizes! ☺ If you still wanted to do a hunt, we could use the school playground for that as well. Easter hat decorating, or decorate bikes for Easter and have an Easter parade.


[25 Newest Activities](#)
[Top 10 Activities](#)

Topics

[\[All Paper Crafts\]](#)
[\[All Animals\]](#)
[\[Birds\]](#)
[\[Easter\]](#)
[\[Farm\]](#)
[\[Spring\]](#)
[March Weather](#)
[St. Patrick's Day](#)
[Earth Day](#)
[Easter](#)
[Spring](#)
[Summer](#)
[Autumn](#)
[Winter](#)
[Other Holidays](#)

Follow Us


[Animals](#)
[Bible](#)
[Birthdays](#)
[Cartoon](#)
[Characters](#)
[Coloring Pages](#)
[Countries](#)
[Educational](#)
[Miscellaneous](#)
[About Me](#)
[Circus](#)
[Community](#)
[Families](#)
[Fantasy](#)
[Friendship](#)
[Miscellaneous](#)
[Music](#)
[Nutrition](#)
[Pioneer](#)
[Pirates](#)
[Rainbows](#)
[Safety](#)
[School](#)
[Scouting](#)
[Space](#)
[Sports](#)
[Transportation](#)
[Weather](#)
[Wild West](#)


DLTK's Crafts for Kids

Chick Toilet Paper Roll Craft

This is an easy cut and paste craft that utilizes a toilet paper roll to give it a three dimensional effect. You can use a piece of a paper towel roll instead, if you prefer.

I originally made this craft for Easter, but you could make it for a farm theme, shapes theme, yellow theme, birds theme or spring theme.

A different looking chick tp roll craft can be [found here](#).



Materials:

a toilet paper roll,
 a printer,
 paper for the printer,
 scissors,
 glue,
 crayons (or something else to colour with).

Instructions:

- Print out the template of choice.
- Colour (where appropriate) and cut out the template pieces.
- Glue the rectangle onto the tp roll. Then glue on the face pieces, wings and feet.

Alternative Decorating Ideas:

- Use sparkles, sparkle glue, or felt to decorate.
- Replace paper eyes with wiggly eyes.
- Glue feathers onto the wings and/or glue on a feather tail (you can pluck old feather dusters as a cheap source of feathers).
- Print the black and white template on yellow construction paper. Print a second copy on white paper and mix & match the pieces.

Close the template window after printing to return to this screen.

Set page margins to zero if you have trouble fitting the template on one page (FILE, PAGE SETUP in most browsers).

STOP!

got the
right
winter
tires for
your
Toyota?

14 of Canada's
top brands,
competitively
priced
here



TOYOTA
 Fits your Toyota. Fits your budget



ENTER FOR YOUR
CHANCE TO WIN
\$3,500
towards your
ultimate master
bedroom!

[ENTER NOW](#)

family.com

ADVERTISEMENT

Family of Sites

- [Pregnancy Calculator from BabyZone](#)
- [Birthday on a Budget: Amazingmoms.com](#)
- [Baby Names from BabyZone](#)
- [Big List of Kids' Parties: Amazingmoms.com](#)
- [Family Sites We Love](#)

Bunny Ears for Kids

Difficulty: **Very Easy**



[Click to view larger](#)

Holiday Links

St. Pat's Crafts:

- [St. Pat's Crafts](#)

Winter Crafts:

- [Winter Crafts](#)

Free Crafts Email:

- [Free Crafts Email](#)

Keep the kids happy and hoppy this Easter with these easy-to-make bunny ears craft.

For more holiday fun, be sure to visit our [Easter](#), [Easter crafts](#) and [egg decorating ideas](#) pages as well as our [Easter printables](#), [clip-art](#), and [coloring pages](#), too.

Want more craft ideas? Try our [Spring crafts](#) page.

What you'll need:

- White poster board
- Pink construction paper
- Scissors
- Pencil
- Tacky glue or school glue
- Tape or stapler
- Easter stickers, optional
- Markers, crayons, or colored pencils; optional

How to make it:

1. Cut a strip of poster board about 2" wide by about 24" long.
2. Cut out 2 ears out of poster board each about 8 1/2" long x 3 1/2" wide.
3. Cut out 2 smaller ears out of pink construction paper.
4. Glue the pink ears inside the white ears.
5. Glue the ears inside the band, positioning to fit behind the child's head.
6. Let the child decorate the head band with stickers, markers, crayons, or colored pencils if they wish.
7. Tape or staple the band to fit the child. Cut off any excess.

Holiday Links

St. Patrick's Day:

- [GALLERY: St. Patrick's Day](#)
- [All St. Pat's Day Crafts](#)
- [St. Pat's Coloring Pages](#)
- [St. Pat's Day Bingo](#)

Winter Crafts:

- [New Winter Crafts](#)
- [All Winter Crafts](#)
- [Winter Printables](#)
- [Winter Games](#)

Easter Crafts:

- [Handmade Cards](#)
- [Jeweled Easter Egg](#)
- [Easter Bunny](#)
- [More Easter Crafts](#)

Quick & Easy Craft Videos


Provided by: [FamilyFun](#)

[More Quick & Easy Craft Videos](#)




Related Links

[Easter Bunny Envelope Craft for Kids - Bunny Envelopes Crafts for ...](#)



Q: Why did the old man put the
Easter bunny on his head?

A: Because he had no hare!



Q: What did the Easter Bunny do after his wedding?

A: He took his wife on their bunny-moon!